
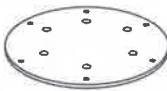

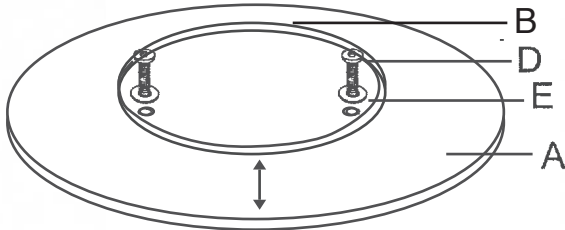




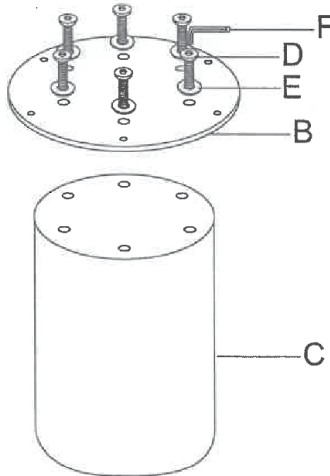
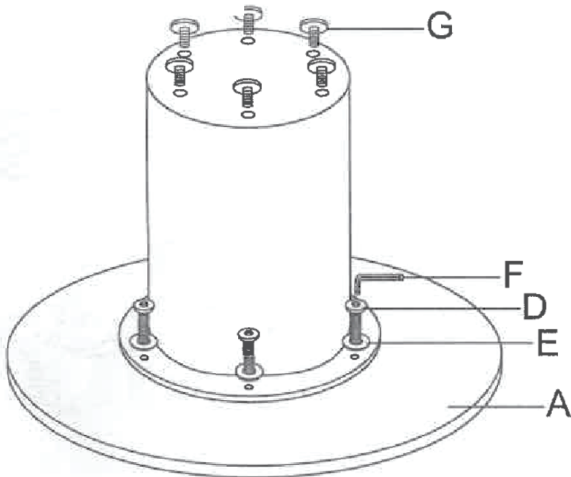



ASSEMBLY INSTRUCTION

INSTRUCTIONS DE MONTAGE

Ax1  Top/Haut	Bx1  Base/Base	Cx1  Base/Base	Step 1/Étape 1 Unscrew B from A 
Dx12  Screw/Lse vis	Ex12  Washer/La rondelle	Fx1  L-Key/Clé en L	
Gx6  Adjustable feet/Pieds réglables			

Step 2/Étape 2 	Step 3/Étape 3 
--	--

Step 4/Étape 4 
--